

PHONICS INSTRUCTION IN VIETNAMESE






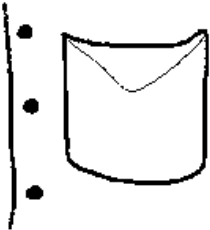


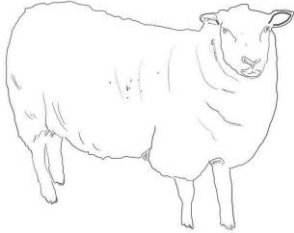
Receptive Vocabulary

Lesson 11

Reading Practice

Tên (Name): _____

Đọc và đánh vần các chữ trong hình. (Read and spell the words in the pictures):

 <p><u>núu</u></p>	 <p><u>voi</u></p>	 <p><u>nôi</u></p>
 <p><u>cỡi</u></p>	 <p><u>cua</u></p>	 <p><u>túi</u></p>
 <p><u>sữa</u></p>	 <p><u>ngủi</u></p>	 <p><u>cừu</u></p>

PHONICS INSTRUCTION IN VIETNAMESE






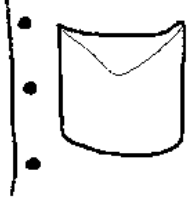


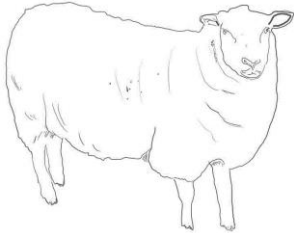
Receptive Vocabulary

Lesson 11

Listening & Writing Practice

Tên (Name): _____

Nghe đọc rồi viết và thêm dấu cho đủ chữ. Write the correct letters and the marks when you hear the sounds to complete the words):

 <u> n </u>	 <u> v </u>	 <u> n </u>
 <u> c i </u>	 <u> c a </u>	 <u> t u </u>
 <u> s a </u>	 <u> n i </u>	 <u> u </u>

PHONICS INSTRUCTION IN VIETNAMESE

Receptive Vocabulary

Lesson 11 – Writing Practice 11a

Tên (Name): _____

Chép mỗi chữ 3 lần vào các chỗ đã cho (Write the words 3 times in the given spaces):

túi

cua

sữa

cối

nôi

núi

người

cừu

voi

vội

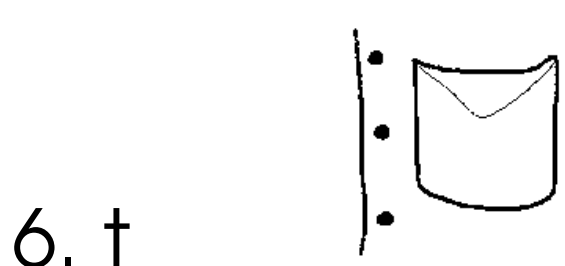





PHONICS INSTRUCTION IN VIETNAMESE

Receptive Vocabulary

Lesson 11 – Writing Practice 11b

Điền vào chỗ trống cho đủ chữ. (Complete the words by adding correct letters and marks.)



PHONICS INSTRUCTION IN VIETNAMESE

Receptive Vocabulary

Lesson 11 – Writing Practice 11c

Ghi tên các bức hình trên hàng gạch ngay bên dưới. (Write the names of these pictures in the given spaces.)

